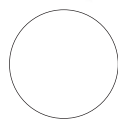
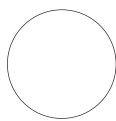



Insect Cap

Are you ready to transform into an insect?

Here is what you need:

- A strip of coloured cardboard
- Four straws (coloured)
- Two cardboard circles



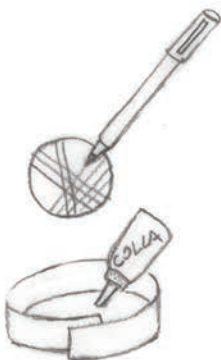
1

On the two cardboard circles draw a dense grid with a pen.




3

Glue the two straws to this ring and then fix the two cardboard circles to the top of each straw.



2

Then glue together the two ends of the stripe of coloured cardboard to form a ring the size of your head.



Now have fun decorating your hat to make it look even more like an insect